



Foundation Stage Brochure



Children First
William Hildyard Church of England
Primary and Nursery School

William Hildyard Church of England Primary and Nursery School

My name is **Mrs Parr**.
I am the Foundation
Stage Leader.



My name is **Mrs Conkey**.
I am a Foundation Stage
Teacher.



My name is **Mrs Poncia**.
I am a Foundation Stage
Teacher.



Hello! We are the Foundation Stage Team and we are here to look after you and help you to learn lots of new and exciting things at school.



My name is **Mrs MacQuarrie**.
I am a Foundation Stage
Teaching Assistant.



My name is **Miss Twiddy**.
I am a Foundation Stage
Teaching Assistant.



My name is **Mrs Allen**.
I am a Foundation Stage
Teaching Assistant.

School Hours

Reception Children 8:55 - 3:15

Nursery Children am 8:55 - 11:45

Nursery Children pm 12:25 - 3:25



These are your classrooms. You can arrive between 8:45 - 8:55 and say 'bye' to your grown-up on the playground. This is where we have our lessons. We use the interactive whiteboard every day.



Reception children put their book bags in a box by the main doors. They then put coats and P.E. bags on a named peg in the cloakroom. Nursery children also put their belongings on a named peg in the cloakroom.

This is our snack area. You can choose a piece of fruit each day and help yourself when you feel hungry. You can also have free milk until you turn 5 years of age. It can then be paid for if you would still like to have a healthy drink. It is good to be healthy!

Your grown up can register you for milk at www.coolmilk.co.uk .



Please bring in a **named** water bottle. Water bottles are kept in trays next to the sinks. (No squash or juice in the classrooms please)

Reception children

At lunchtime you will go and play with friends on the playground or on the field if it is dry. The midday supervisors are there to help you and look after you.

You will then go into the hall for lunch where you are able to have a healthy hot school dinner. If you choose not to have school dinners, please remember to bring in a healthy packed lunch instead.

Your grown up can order your free school meals using your unique log in details at www.farmkitchen.co.uk .

Please note: orders for the following week must be made before midnight on the Tuesday of each week.

We listen to stories

You will hear many different stories and rhymes at school. There will be lots of different pictures to look at and soon you will be able to help to read them!

Do you have a favourite book?



You can relax in our reading areas with your friends and share a book or two.

We have puppets so you can retell stories in a fun and imaginative way! You can also listen to stories on our iPads.




Can you talk about the stories you like?

We learn to read

We learn to read first by learning lots of different letter sounds. We use Jolly Phonics action songs and stories alongside Letters and Sounds. You will learn new letter sounds every week and be able to take home a sound book to help you remember them! Once you know some sounds you can begin to blend words to read.


Which sound does your name begin with?



You will get your own reading book to take home when you are ready for reading. Your grown-ups can write in your reading diary so we know you have read at home.

We also learn how to read tricky words. Tricky words are words that cannot be sounded out we just have to learn them by sight. When you are in Reception you will get a special tricky word book so you can practice these at home.

Do you know any tricky words already?




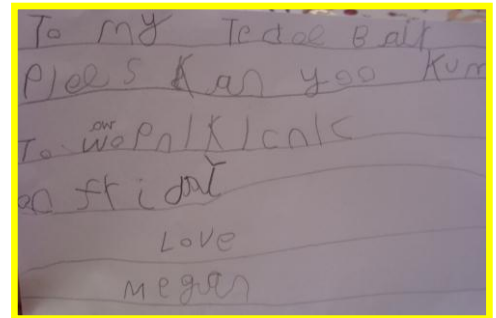
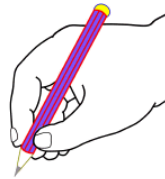
We learn to *write*

In Nursery you will enjoy making marks and begin to form shapes that look like letters.

In Reception you will learn to hold your pencil correctly. The pencil rests between the thumb and the first finger. The next finger prevents the pencil falling down and the last two fingers are tucked away. This is called a tripod grip.


How do you hold your pencil?

Can you hold your pencil like this?



When you learn new letter sounds you will also learn how to write them too. You will learn to write letters in a cursive style so that it is easier to join letters when you are a little bit bigger! First you will learn to write simple words for labels, then lists and then simple sentences.

Can you write your name?



You can practice writing in our lovely writing areas when you are choosing your own learning or working with an adult. There are lots of different reasons to write; you can write stories, cards, lists and invitations or even just a label to keep a model in the construction area!

What do you like writing about?

We learn about numbers

You will learn how to count objects very carefully. This will help you to add and subtract numbers using lots of different objects in our fun maths area!

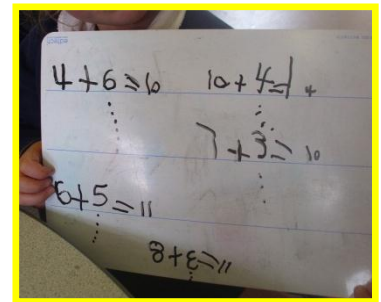
How many bears can you see?



You will learn to read, write and order numbers up to 10 and then 20. You may even learn some numbers up to 100!

Which numbers do you already know?

Can you write any numbers?



By the time you reach Reception, you will even learn how to solve simple problems by doubling and halving amounts.



We learn about shapes and measuring



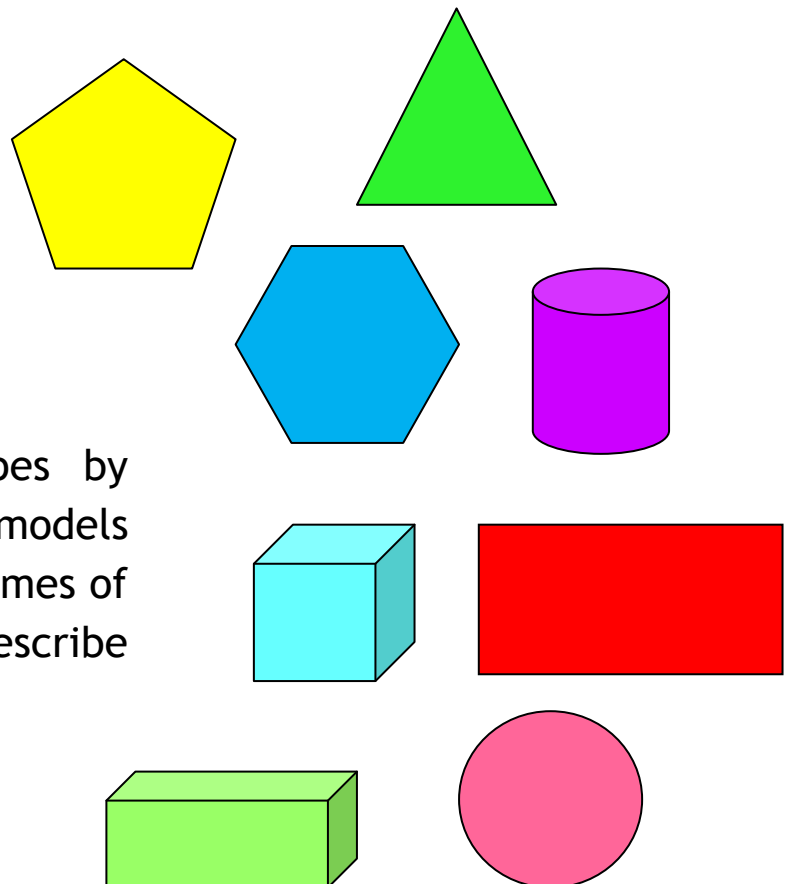
You will learn to measure using lots of different resources! You can explore time, length, height, weight, capacity and money in all sorts of fun ways.

Which words can you use to describe the size of something?



You will learn all about shapes by making pictures, patterns and models using them! You will learn the names of 2D and 3D shapes and how to describe what the shapes are like.

Can you name any shapes?



We have fun being physical!

There are many ways we can be active when we are learning; you can enjoy parachute games, playing on the bikes and even sweeping the outside classroom at tidy up time! We learn to use tools safely to cut and attach different materials.



Can you use equipment safely?



When you are in Reception you will look very smart in your P.E. kit wearing a white t-shirt and navy shorts. You will go to the hall for a formal P.E. lesson every Thursday morning. In the summer months you may do P.E. on the field. Please ensure your P.E. kit is clearly named.



We learn how to use ICT



We have computers in the classrooms where you can play games, draw pictures and learn how to use a keyboard. You will be able to use the interactive whiteboard to support your learning too!





We even have iPads in the classrooms so you can play games and learn to take photos and record videos!



so much to do!



Construction Area



Role-Play Area



Small World Area



Creative Area



Malleable Area

You can explore in all areas of our exciting Foundation Stage. Learning is so much fun here you won't know where to begin! We can't wait to learn with you!



Prayer Corner



Outdoor Classroom



Sand and Water Area



We learn in the Forest School

You will be able to learn in our 'Forest of Dreams' where come rain or shine, you will have lots of fun exploring, trying new things and taking risks with your friends!



We have special waterproof clothes you can wear to keep you clean and dry.

